

Hands-up Survey for classes or staff groups

Date of survey.....

Class name or Staff group

Number of pupils normally in this class

Number of pupils surveyed today.....















Please complete the table below by asking your class the two questions in the table. Pupils can make only one choice for each question.

To make it easier, you can print out and use the travel mode flash cards on the following pages.

You can either:

- hold up the cards in turn and ask pupils to raise their hands when they see the one that shows how they travel/would like to travel OR
- stick the flash cards along a wall in your classroom and ask pupils to stand by the one that shows how they travel/would like to travel.

Please do your best to ensure that Question 1. is completed accurately as this is important for our School Travel Plan and your Travel for Life Accreditation. If pupils find it difficult to make a choice for Q2 then do not complete this column.

	Mode of travel	Q1. How do you most often travel to school? Enter the total number of pupils for each travel mode	Q2. How would you like to travel to school? Enter the total number of pupils for each travel mode
Active Travel	Walking 		
	Scooting 		
	Buggy 		
	Cycling 		
	Park and Stride 		
Sustainable Travel	Rail/Overground 		
	Tube 		
	DLR 		
	Tram 		
	By public bus (either with an adult or independently) 		
	By school bus/ taxi 		
	River 		
	Car Share 		
Car	Car/Motorcycle 		

Walking



Scooting



Buggy




Cycling



Park and Stride



Rail/Overground




Tube



DLR



Tram




By public bus (either with an adult or independently)



By school bus/ taxi



River



Car Share



Car/Motorcycle

